

COVID-19 SITUATION REPORT

SITUATION REPORT 42

April 10, 2020



DATA AS REPORTED AND ACCURATE BY NCDC by 12 Midnight April

HIGHLIGHTS

- Two new states reported COVID-19 in Nigeria – Anambra and Niger. The total number of affected states in Nigeria is now 19
- Seventeen new cases reported – Lagos (8), Katsina (3), FCT (2), Niger (1), Kaduna (1), Anambra (1), Ondo (1)
- Three cases previously included as Lagos state cases have been transferred to Ogun state. The three cases live in satellite towns in Ogun close to Lagos
- Presidential Task Force members briefed the press, with the DG NCDC particularly highlighting the need for social distancing

STATE OF THE NATION

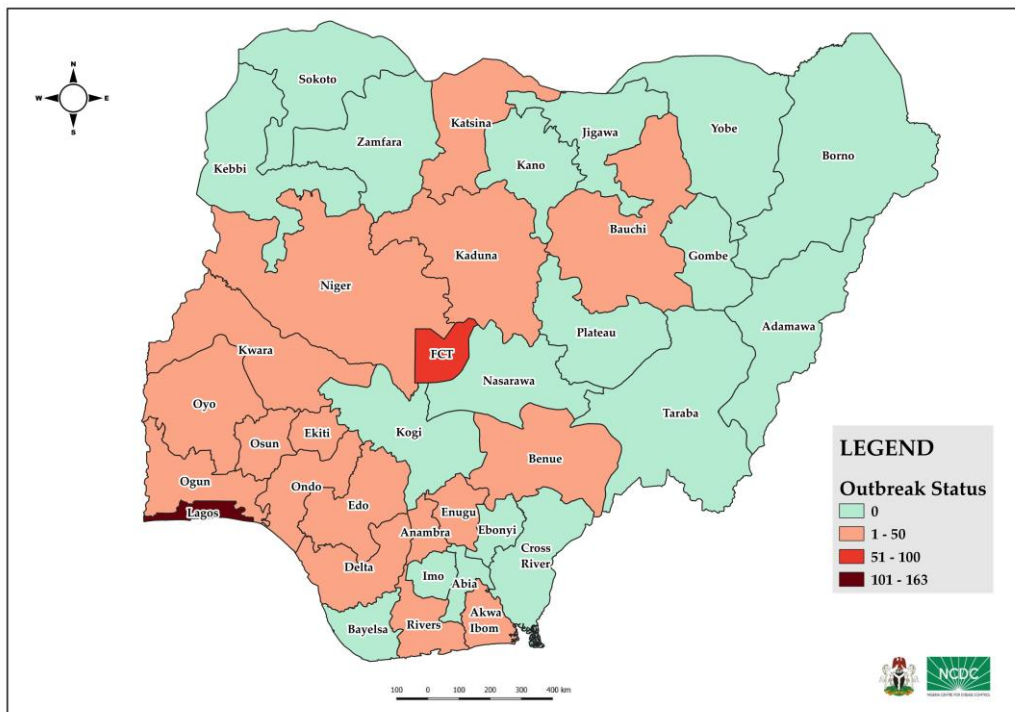


Fig. 1: Map of Nigeria showing the 19 states affected by COVID-19

UPDATES IN NUMBERS

GENERAL

TOTAL NUMBER OF CASES

305

NEW CASES

17

NEW DISCHARGED CASES

7 (Lagos - 7)

FATALITIES

NEW DEATH | **0**

DEATHS

7 (2.3% CFR)

DEMOGRAPHICS

MALE (221) (**72%**)

FEMALE (84) (**28%**)

MOST AFFECTED AGE GROUP

31 - 50 (49%)

TOTAL NUMBER OF PASSENGERS OF INTEREST

9027(Total)

8782 (97% - Exceeded Follow Up)

PROVENANCE

TRAVEL HISTORY – **144 (47%)**

CONTACTS – **88 (29%)**

UNKNOWN SOURCE – **6 (2%)**

INCOMPLETE – **67 (22%)**

GLOBAL UPDATES

TOTAL NUMBER OF CASES

1, 521, 252 (92, 798 deaths)

COUNTRIES AFFECTED

210

https://www.who.int/docs/default-source/coronaviruse/situation-reports/20200405-sitrep-76-covid-19.pdf?sfvrsn=6ecf0977_2

GENERAL FACT SHEET (April 10th, 2020)

STATES	TOTAL CONFIRMED CASES	NEW CONFIRMED CASES	TOTAL DISCHARGED CASES	NEW DISCHARGED CASES	TOTAL DEATHS	NEW DEATHS	TOTAL ACTIVE CASES	DAYS SINCE LAST REPORTED CASE
Lagos	163	8	46	7	2	0	118	0
FCT	56	2	7	0	2	0	47	0
Osun	20	0	1	0	0	0	19	7
Edo	12	0	0	0	1	0	11	2
Oyo	11	0	0	0	0	0	11	3
Bauchi	6	0	0	0	0	0	6	2
Kaduna	6	1	0	0	0	0	6	0
Akwa Ibom	5	0	0	0	0	0	5	9
Ogun	7	0	2	0	0	0	2	10
Katsina	4	3	0	0	1	0	3	0
Ekiti	2	0	1	0	0	0	1	9
Enugu	2	0	0	0	0	0	2	14
Rivers	2	0	1	0	0	0	1	4
Kwara	2	0	0	0	0	0	2	4
Delta	2	0	0	0	1	0	1	1
Ondo	2	1	0	0	0	0	2	0
Benue	1	0	0	0	0	0	1	13
Anambra	1	1	0	0	0	0	1	0
Niger	1	1	0	0	0	0	1	0
TOTAL	305	17	58	7	7	0	240	

SELECTED CHARTS

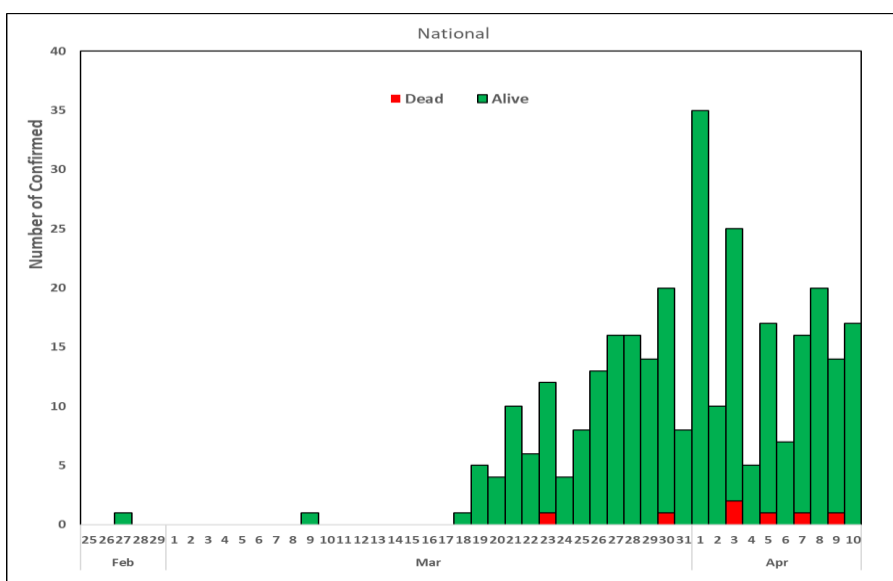


Fig. 3: Daily Epi-Curve of Confirmed Cases (wk9 – wk 15)

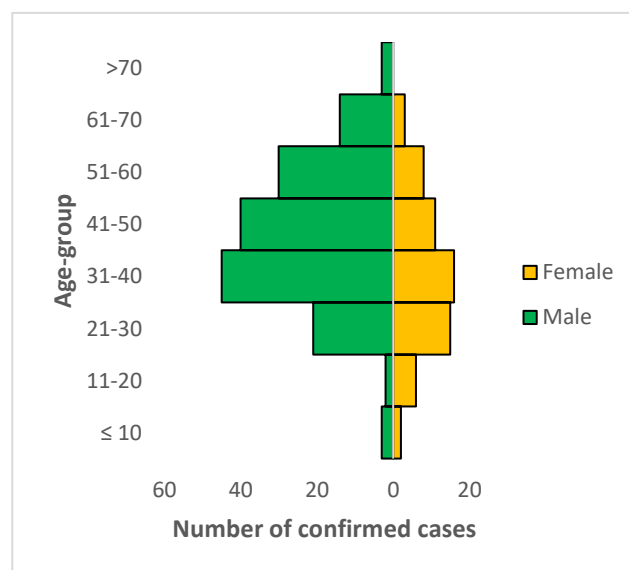


Fig. 4: Age-Sex distribution of Confirmed Cases (wk9 – wk15)

RESPONSE ACTIVITIES

ON FEBRUARY 28TH 2020, A multi-sectoral Emergency Operations Centre (EOC) was activated at Level 3 – the highest emergency response level in Nigeria. This is led by NCDC. It also works with State EOCs for coordination.

- Expanded laboratory network for COVID-19 across the 6 geopolitical zones with 9 laboratories activated (NRL, DRL, IDH, LUTH, NIMR, ACEGID, UCH, ISTH and FETHA)
- Deployment of Rapid Response Team (RRT) to support response in all states with confirmed case(s). Currently 21 RRTs deployed
- All education materials can be found via www.covid19.ncdc.gov.ng