



# COVID-19 SITUATION REPORT

## BI-WEEKLY EPIDEMIOLOGICAL REPORT 05

Epi Week 25 – 26: 20<sup>th</sup> June – 3<sup>rd</sup> July 2022

DATA AS REPORTED AND ACCURATE BY NCDC AS OF MIDNIGHT 3<sup>RD</sup> JULY 2022

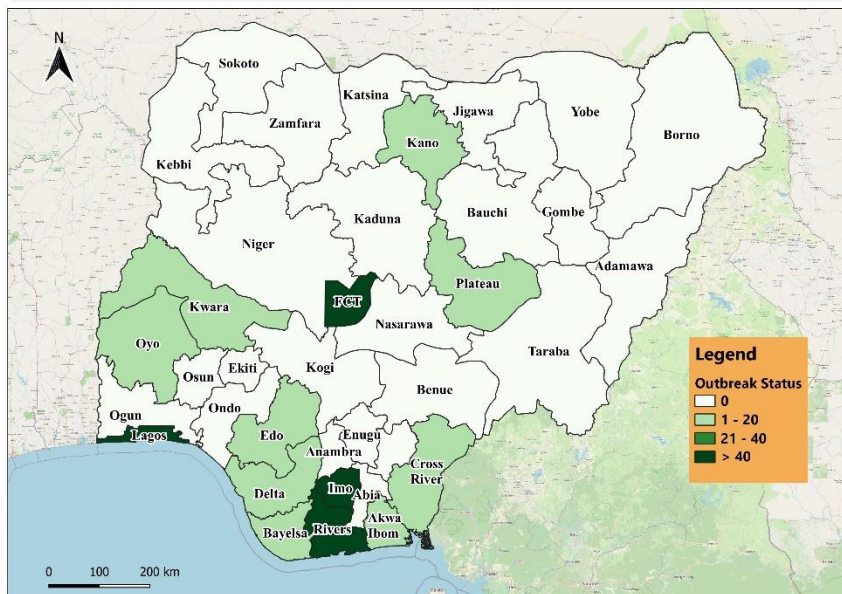


Fig 1. Distribution of cases (Epi Weeks 25 & 26, 2022 only)

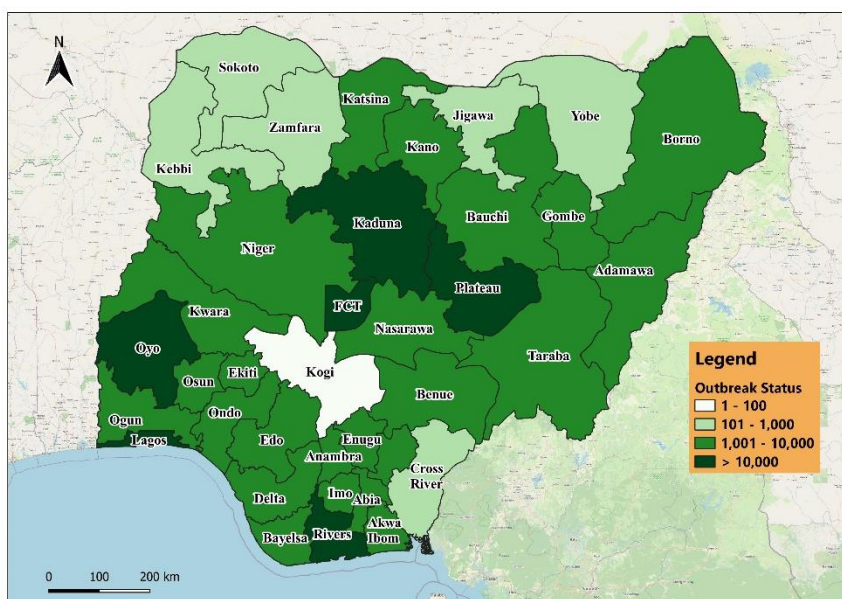


Fig 2. Distribution of cumulative cases as of Epi Week 26, 2022

### HIGHLIGHTS

- In weeks 25 & 26, the number of samples tested decreased to **35,063** from **75,277** reported in weeks 23 & 24. These were reported in **36** states and FCT (Table 1).
- In weeks 25 & 26, the number of confirmed cases increased to **1,265 (3.6%)** from **445 (0.6%)** reported in weeks 23 & 24. These were reported in **12** states and FCT (Tables 1 & 2).
- In weeks 25 & 26, discharged cases decreased to **133** from **185** in weeks 23 & 24.
- **No** deaths were reported in the last two weeks. (Tables 1 & 4).
- Cumulatively, since the outbreak began in Week 9, 2020, **257,960** cases and **3,144** deaths have been reported giving a case fatality rate (CFR) of **1.2%** (Tables 1 & 4).
- In weeks 25 & 26, the number of inbound international travellers tested was **858** of which **28 (3.3%)** were positive compared to **17 (1.9%)** (out of **904** tested) in weeks 23 & 24.
- In weeks 25 & 26, the number of out-bound international travellers tested was **4,447** of which **133 (3.0%)** were positive compared to **52 (1.3%)** (out of **3,987** tested) in weeks 23 & 24.
- Worldwide, there have been **550,218,992** confirmed COVID-19 cases with **6,343,783** deaths giving a case fatality rate of **1.2%**.

\* In the last 8 weeks, the test positivity ratio has continued to increase with the highest increase being in this reporting week. Majority of cases were reported from Lagos, FCT, Rivers and Kano States.

## GENERAL FACT SHEET – DATA AS OF 3<sup>RD</sup> JULY 2022

Table 1: States with reported laboratory-confirmed COVID-19 cases, recoveries, deaths, samples tested and active cases.

STATE	CONFIRMED		RECOVERIES		DEATHS		ACTIVE CASES	TESTING	
	Total	Last 2 Weeks	Total	Last 2 Weeks	Total	Last 2 Week		Total	Last 2 Weeks
Abia	2,177	0	2,143	0	34	0	0	125,976	140
Adamawa	1,203	0	1,103	0	32	0	68	35,965	428
Akwa Ibom	4,659	2	4,586	0	44	0	29	121,379	1001
Anambra	2,825	0	2,760	0	19	0	46	64,193	56
Bauchi	1,975	0	1,942	0	24	0	9	42,872	44
Bayelsa	1,321	1	1,292	5	28	0	1	43,568	32
Benue	2,129	0	1,764	0	25	0	340	57,637	100
Borno	1,629	0	1,580	0	44	0	5	30,513	963
Cross River	842	12	810	5	25	0	7	31,140	1419
Delta	5,421	5	5,170	0	111	0	140	128,638	1386
Ebonyi	2,064	0	2,004	0	32	0	28	42,340	150
Edo	7,707	11	7,384	11	321	0	2	179,335	724
Ekiti	2,006	0	1,926	0	28	0	52	133,483	974
Enugu	2,952	0	2,910	0	29	0	13	83,699	119
FCT	28,780	67	28,467	40	249	0	64	706,237	4890
Gombe	3,308	0	3,158	0	66	0	84	122,466	172
Imo	2,648	47	2,527	0	58	0	63	95,595	311
Jigawa	669	0	649	0	18	0	2	34,774	148
Kaduna	11,313	0	11,222	5	90	0	1	211,054	2582
Kano	5,093	8	4,911	14	126	0	56	169,146	374
Katsina	2,418	0	2,381	0	37	0	0	71,455	131
Kebbi	480	0	454	0	16	0	10	83,944	1519
Kogi	5	0	3	0	2	0	0	18,079	8
Kwara	4,640	5	4,175	0	64	0	401	107,836	107
Lagos	100,911	1013	98,064	0	769	0	2,078	1,336,105	8103
Nasarawa	2,741	0	2,345	0	39	0	357	45,646	115
Niger	1,148	0	998	0	20	0	130	34,140	66
Ogun	5,810	0	5,717	0	82	0	11	135,325	307
Ondo	5,173	0	4,749	0	109	0	315	108,551	655
Osun	3,311	0	3,178	0	92	0	41	47,222	79

STATE	CONFIRMED		RECOVERIES		DEATHS		ACTIVE CASES	TESTING	
	Total	Last 2 Weeks	Total	Last 2 Weeks	Total	Last 2 Week		Total	Last 2 Weeks
Oyo	10,232	1	10,029	1	202	0	1	131,017	422
Plateau	10,258	2	10,181	0	75	0	2	100,179	314
Rivers	16,837	91	16,573	52	154	0	110	484,190	3457
Sokoto	818	0	790	0	28	0	0	90,135	3263
Taraba	1,473	0	1,377	0	34	0	62	31,311	273
Yobe	609	0	600	0	9	0	0	35,567	143
Zamfara	375	0	366	0	9	0	0	18,873	88
Total	257,960	1,265	250,288	133	3,144	0	4,528	5,342,147	35,063

### Test type disaggregation (last two weeks)

Type	Number of tests done	Percentage of tests done
PCR	22,622	64.5%
RDT	12,441	35.5%
<b>TOTAL</b>	<b>35,063</b>	

### Test type disaggregation (cumulative)

Type	Number of tests done	Percentage of tests done
PCR	3,865,167	72.4%
RDT	1,476,980	27.6%
<b>TOTAL</b>	<b>5,342,147</b>	

## PASSENGERS TESTS

### Laboratories and COVID-19 tests for Returning and Outbound Persons of Interest

LABORATORY	INBOUND
ARRIVE ALIVE	115
Everight diagnostics (Imo)	76
54Gene Lagos	65
CLINA-LANCET	63
DNA labs Abuja	58
54Gene FCT	55
MEDBURY	39
ACCOUNS	29
FUNBELL	28
WESTEND HOSPITAL MOLECULAR LABORATORY	22
AFRIGLOBAL	21
MEDBURY MEDICAL SERVICES	21
HARLEY AND RAINBOW	20
Cedarcrest Hospitals Abuja	18
SYNLAB	17
CAPITOL HILL MOLECULAR LAB	16
E-clinic & Diagnostics	16
Everight diagnostics (Abuja)	16
ZAINE LAB	15
IBOM MOLECULAR LABORATORY	11
IFAIN	11
CLINIX HEALTHCARE	10
CLINA-LANCET LABORATORIES ABUJA	10
LIFE CENTER	8
DemyHealth	7
VCARE	6
THE LOVETT LAWSON MOLECULAR LAB	6
BIOLOGIX	4
Arab Labs	4
Dexmian medical laboratory	4
Edo Specialist Hospital	4
EHA Clinics	4
NIZAMIYE	4
EL-LAB MOLECULAR LAB	3
CAMRET	3
DDW	3
LILY LAB	3
ME CURE	2
PAELON	2
54Gene Ogun	2
DNA LABS KADUNA	2
CoolSpring	1
DNA LAB LAGOS	1
INVESTPATH	1
<b>TOTAL TESTS</b>	<b>826</b>

LABORATORY	OUTBOUND
54Gene FCT	912
DNA LABS KADUNA	872
LIFE CENTER	386
DNA labs Abuja	350
Dexmian medical laboratory	183
Precision Biomedicals Ltd	156
ARRIVE ALIVE	147
54Gene Lagos	120
DemyHealth	120
MEDBURY	119
Cedarcrest Hospitals Abuja	95
MEDBURY MEDICAL SERVICES	93
SYNLAB	83
CLINIX HEALTHCARE	81
VCARE	79
Everight diagnostics (Imo)	77
Everight diagnostics (Abuja)	58
54Gene Kano	54
NIZAMIYE	40
ZAINE LAB	39
CLINA-LANCET LABORATORIES ABUJA	39
BIOLOGIX	23
E-clinic & Diagnostics	23
LILY LAB	23
Genequest	21
Arab Labs	21
EL-LAB MOLECULAR LAB	20
EHA Clinics	20
CoolSpring	17
Edo Specialist Hospital	17
The GeneLab	15
HARLEY AND RAINBOW	12
ACCOUNS	11
MEDI-COM LABORATORY	11
54Gene Ogun	10
WESTEND HOSPITAL MOLECULAR LABORATORY	10
FUNBELL	9
IBOM MOLECULAR LABORATORY	9
IFAIN	9
GRANDVILLE	7
CAMRET	7
DDW	7
DNA LAB LAGOS	5
ME CURE	5
TOTAL LAB	5
UNION DIAGNOSTICS IBADAN	5
CENTOLAB	4
MEDILAG	3
CAPITOL HILL MOLECULAR LAB	3
IML	3
THE LOVETT LAWSON MOLECULAR LAB	3
PAELON	2
The Specialist Lab	2
ABUAD MSH	1
ONITSHA MEDICAL DIAGNOSTIC CENTRE	1
<b>TOTAL TESTS</b>	<b>4,447</b>

## Highlights of Non-performing Public and Private Laboratories within the NCDC Lab Network

S/N	LABORATORY	STATE	PUBLIC/PRIVATE	CURRENT STATUS
1	UN IOM	Lagos	Corporate	Reporting but data not accessible
2	UN IOM	FCT	Corporate	Reporting but data not accessible
3	AKTH	Kano	Public	Not testing
4	UNIOSUN	Osun	Public	Not testing
5	OOUTH	Ogun	Public	Not testing
6	SSH	Kogi	Public	Testing but no report
7	PLASVREC	Plateau	Public	Testing but not sequential
8	BUK	Kano	Public	Testing but no report
9	ZANKLI GX lab	Nasarawa	Public	Testing but no report
10	YSSH	Yobe	Public	Not testing
11	UCTH	Cross River	Public	Not testing
12	TSSHJ	Taraba	Public	Testing but no report
13	USUMH	Borno	Public	Not testing
14	FMCK	Katsina	Public	Testing but no report
15	GH Kagarko	Kaduna	Public	Testing but no report
16	DLHMH	Cross River	Public	Not testing
17	FMCG	Zamfara	Public	Testing but no report
18	Sobi IDH	Kwara	Public	Testing but no report
19	NASIDARC	Nasarawa	Public	Testing but no report
20	YDMH Genexpert	Kaduna	Public	Testing but no report
21	GH Takum	Taraba	Public	Testing but no report
22	Mobile Truck GX	Kaduna	Public	Not testing
23	GH Saminaka	Kaduna	Public	Testing but no report
24	O2	Lagos	Private	Not testing
25	FMC Bida	Niger	Public	Not testing
26	NVRI	Plateau	Public	Not testing
27	ABU	Kaduna	Public	Not testing
28	JUTH	Plateau	Public	Testing but no report
29	YDMSH	Kaduna	Public	Testing but no report
30	FMC Birnin Kebbi	Kebbi	Public	Testing but no report
31	UNTH	Enugu	Public	Testing but no report
32	MOGID	Bauchi	Public	Testing but no report
33	BRM	Bauchi	Public	Testing but no report
34	BML	Bayelsa	Public	Testing but no report
35	GH Ikara	Kaduna	Public	Testing but no report
36	Warri Lab	Delta	Public	Testing but no report
37	Delta Mobile Lab	Delta	Public	Testing but no report
38	GAGH	Kaduna	Public	Testing but no report
39	FMC Makurdi	Benue	Public	Not testing
40	FMCI	Taraba	Public	Testing but no report
41	BDTH	Kaduna	Public	Testing but no report
42	SEZTBRL Amachara	Abia	Public	Testing but no report
43	161 NAFHL	Benue	Public	Testing but no report
44	FMC Owerri	Imo	Public	Testing but no report
45	COOUTH	Anambra	Public	Testing but no report
46	FMC OWO	Ondo	Public	Testing but no report
47	UBTH	Edo	Public	Testing but no report
48	FMC KEFFI	Nasarawa	Public	Testing but no report
49	Molecular Lab, Minna	Niger	Public	Testing but no report
50	UDUTH	Sokoto	Public	Testing but no report
51	SPIYDH	Kaduna	Public	Testing but no report
52	AML, Sagamu	Ogun	Private	Not testing
53	FMC Asaba	Delta	Public	Testing but no report
54	Ogun State Mol Lab	Ogun	Public	Testing but no report
55	AE-FETA	Ebonyi	Public	Testing but no report
56	UCH Ibadan	Oyo	Public	Testing but no report
57	SHAC	FCT	Public	Testing but no report
58	NNRHL Cal	Cross River	Public	Testing but no report
59	NNRHL Ojo	Lagos	Public	Testing but no report
60	161 NAFHL	Benue	Public	Testing but no report

**NB:** This refers to all testing not just travel-related testing

## DAILY CONFIRMED CASES – DATA AS OF 3<sup>RD</sup> JULY 2022

Table 2: States with reported laboratory-confirmed COVID-19 cases daily over the last two weeks

CONFIRMED CASES	WEEK 25 - 26	20 <sup>th</sup> Jun	21 <sup>st</sup> Jun	22 <sup>nd</sup> Jun	23 <sup>rd</sup> Jun	24 <sup>th</sup> Jun	25 <sup>th</sup> Jun	26 <sup>th</sup> Jun	27 <sup>th</sup> Jun	28 <sup>th</sup> Jun	29 <sup>th</sup> Jun	30 <sup>th</sup> Jun	1 <sup>st</sup> Jul	2 <sup>nd</sup> Jul	3 <sup>rd</sup> Jul
	TOTAL	Monday	Tuesday	Wednesday	Thursday	Friday	Saturday	Sunday	Monday	Tuesday	Wednesday	Thursday	Friday	Saturday	Sunday
Abia	0	0	0	0	0	0	0	0	0	0	0	0	0	0	0
Adamawa	0	0	0	0	0	0	0	0	0	0	0	0	0	0	0
Akwa Ibom	2	0	0	0	0	0	0	0	0	0	0	0	2	0	0
Anambra	0	0	0	0	0	0	0	0	0	0	0	0	0	0	0
Bauchi	0	0	0	0	0	0	0	0	0	0	0	0	0	0	0
Bayelsa	1	0	0	0	0	0	0	0	0	0	0	1	0	0	0
Benue	0	0	0	0	0	0	0	0	0	0	0	0	0	0	0
Borno	0	0	0	0	0	0	0	0	0	0	0	0	0	0	0
Cross River	12	12	0	0	0	0	0	0	0	0	0	0	0	0	0
Delta	5	0	0	0	0	0	0	1	0	1	0	0	3	0	0
Ebonyi	0	0	0	0	0	0	0	0	0	0	0	0	0	0	0
Edo	11	0	0	0	0	0	0	0	0	0	0	11	0	0	0
Ekiti	0	0	0	0	0	0	0	0	0	0	0	0	0	0	0
Enugu	0	0	0	0	0	0	0	0	0	0	0	0	0	0	0
FCT	67	8	8	4	1	4	5	6	2	9	3	1	0	14	2
Gombe	0	0	0	0	0	0	0	0	0	0	0	0	0	0	0
Imo <sup>a</sup>	47	0	0	0	0	0	0	0	0	0	47	0	0	0	0
Jigawa	0	0	0	0	0	0	0	0	0	0	0	0	0	0	0
Kaduna	0	0	0	0	0	0	0	0	0	0	0	0	0	0	0
Kano	8	0	1	0	0	0	1	1	2	1	2	0	0	0	0
Katsina	0	0	0	0	0	0	0	0	0	0	0	0	0	0	0
Kebbi	0	0	0	0	0	0	0	0	0	0	0	0	0	0	0
Kogi	0	0	0	0	0	0	0	0	0	0	0	0	0	0	0



CONFIRMED CASES	WEEK 25 - 26	20 <sup>th</sup> Jun	21 <sup>st</sup> Jun	22 <sup>nd</sup> Jun	23 <sup>rd</sup> Jun	24 <sup>th</sup> Jun	25 <sup>h</sup> Jun	26 <sup>th</sup> Jun	27 <sup>th</sup> Jun	28 <sup>th</sup> Jun	29 <sup>th</sup> Jun	30 <sup>th</sup> Jun	1 <sup>st</sup> Jul	2 <sup>nd</sup> Jul	3 <sup>rd</sup> Jul
	TOTAL	Monday	Tuesday	Wednesday	Thursday	Friday	Saturday	Sunday	Monday	Tuesday	Wednesday	Thursday	Friday	Saturday	Sunday
<b>Kwara</b>	<b>5</b>	5	0	0	0	0	0	0	0	0	0	0	0	0	0
<b>Lagos</b>	<b>1,013</b>	28	40	47	55	61	57	41	71	80	90	175	79	64	125
<b>Nasarawa</b>	<b>0</b>	0	0	0	0	0	0	0	0	0	0	0	0	0	0
<b>Niger</b>	<b>0</b>	0	0	0	0	0	0	0	0	0	0	0	0	0	0
<b>Ogun</b>	<b>0</b>	0	0	0	0	0	0	0	0	0	0	0	0	0	0
<b>Ondo</b>	<b>0</b>	0	0	0	0	0	0	0	0	0	0	0	0	0	0
<b>Osun</b>	<b>0</b>	0	0	0	0	0	0	0	0	0	0	0	0	0	0
<b>Oyo</b>	<b>1</b>	0	0	0	0	0	0	0	0	0	1	0	0	0	0
<b>Plateau</b>	<b>2</b>	0	0	0	0	0	0	0	0	0	2	0	0	0	0
<b>Rivers</b>	<b>91</b>	2	5	1	3	5	19	22	1	0	8	15	0	5	5
<b>Sokoto</b>	<b>0</b>	0	0	0	0	0	0	0	0	0	0	0	0	0	0
<b>Taraba</b>	<b>0</b>	0	0	0	0	0	0	0	0	0	0	0	0	0	0
<b>Yobe</b>	<b>0</b>	0	0	0	0	0	0	0	0	0	0	0	0	0	0
<b>Zamfara</b>	<b>0</b>	0	0	0	0	0	0	0	0	0	0	0	0	0	0
<b>Total</b>	<b>1,265</b>	<b>55</b>	<b>54</b>	<b>52</b>	<b>59</b>	<b>70</b>	<b>82</b>	<b>71</b>	<b>76</b>	<b>91</b>	<b>153</b>	<b>203</b>	<b>84</b>	<b>83</b>	<b>132</b>

## DAILY RECOVERIES – DATA AS OF 3<sup>RD</sup> JULY 2022

Table 3: States with reported case management confirmed COVID-19 recoveries daily over the last two weeks.

RECOVERIES	WEEK 25 - 26	20 <sup>th</sup> Jun	21 <sup>st</sup> Jun	22 <sup>nd</sup> Jun	23 <sup>rd</sup> Jun	24 <sup>th</sup> Jun	25 <sup>h</sup> Jun	26 <sup>th</sup> Jun	27 <sup>th</sup> Jun	28 <sup>th</sup> Jun	29 <sup>th</sup> Jun	30 <sup>th</sup> Jun	1 <sup>st</sup> Jul	2 <sup>nd</sup> Jul	3 <sup>rd</sup> Jul
	TOTAL	Monday	Tuesday	Wednesday	Thursday	Friday	Saturday	Sunday	Monday	Tuesday	Wednesday	Thursday	Friday	Saturday	Sunday
Abia	0	0	0	0	0	0	0	0	0	0	0	0	0	0	0
Adamawa	0	0	0	0	0	0	0	0	0	0	0	0	0	0	0
Akwa Ibom	0	0	0	0	0	0	0	0	0	0	0	0	0	0	0
Anambra	0	0	0	0	0	0	0	0	0	0	0	0	0	0	0
Bauchi	0	0	0	0	0	0	0	0	0	0	0	0	0	0	0
Bayelsa	5	0	0	0	0	0	0	0	5	0	0	0	0	0	0
Benue	0	0	0	0	0	0	0	0	0	0	0	0	0	0	0
Borno	0	0	0	0	0	0	0	0	0	0	0	0	0	0	0
Cross River	5	5	0	0	0	0	0	0	0	0	0	0	0	0	0
Delta	0	0	0	0	0	0	0	0	0	0	0	0	0	0	0
Ebonyi	0	0	0	0	0	0	0	0	0	0	0	0	0	0	0
Edo	11	0	0	0	0	0	0	0	0	0	0	2	0	0	9
Ekiti	0	0	0	0	0	0	0	0	0	0	0	0	0	0	0
Enugu	0	0	0	0	0	0	0	0	0	0	0	0	0	0	0
FCT	40	0	0	0	0	0	0	0	0	24	0	0	0	0	16
Gombe	0	0	0	0	0	0	0	0	0	0	0	0	0	0	0
Imo	0	0	0	0	0	0	0	0	0	0	0	0	0	0	0
Jigawa	0	0	0	0	0	0	0	0	0	0	0	0	0	0	0
Kaduna	5	0	0	0	0	0	0	1	0	0	0	4	0	0	0
Kano	14	0	0	0	0	14	0	0	0	0	0	0	0	0	0
Katsina	0	0	0	0	0	0	0	0	0	0	0	0	0	0	0
Kebbi	0	0	0	0	0	0	0	0	0	0	0	0	0	0	0
Kogi	0	0	0	0	0	0	0	0	0	0	0	0	0	0	0



RECOVERIES	WEEK 25 - 26	20 <sup>th</sup> Jun	21 <sup>st</sup> Jun	22 <sup>nd</sup> Jun	23 <sup>rd</sup> Jun	24 <sup>th</sup> Jun	25 <sup>h</sup> Jun	26 <sup>th</sup> Jun	27 <sup>th</sup> Jun	28 <sup>th</sup> Jun	29 <sup>th</sup> Jun	30 <sup>th</sup> Jun	1 <sup>st</sup> Jul	2 <sup>nd</sup> Jul	3 <sup>rd</sup> Jul
	TOTAL	Monday	Tuesday	Wednesday	Thursday	Friday	Saturday	Sunday	Monday	Tuesday	Wednesday	Thursday	Friday	Saturday	Sunday
Kwara	0	0	0	0	0	0	0	0	0	0	0	0	0	0	0
Lagos	0	0	0	0	0	0	0	0	0	0	0	0	0	0	0
Nasarawa	0	0	0	0	0	0	0	0	0	0	0	0	0	0	0
Niger	0	0	0	0	0	0	0	0	0	0	0	0	0	0	0
Ogun	0	0	0	0	0	0	0	0	0	0	0	0	0	0	0
Ondo	0	0	0	0	0	0	0	0	0	0	0	0	0	0	0
Osun	0	0	0	0	0	0	0	0	0	0	0	0	0	0	0
Oyo	1	0	0	0	0	0	0	0	0	0	1	0	0	0	0
Plateau	0	0	0	0	0	0	0	0	0	0	0	0	0	0	0
Rivers	52	1	0	0	0	1	0	3	18	0	0	0	1	8	20
Sokoto	0	0	0	0	0	0	0	0	0	0	0	0	0	0	0
Taraba	0	0	0	0	0	0	0	0	0	0	0	0	0	0	0
Yobe	0	0	0	0	0	0	0	0	0	0	0	0	0	0	0
Zamfara	0	0	0	0	0	0	0	0	0	0	0	0	0	0	0
Total	133	6	0	0	0	15	0	4	23	24	1	6	1	8	45

## DAILY FATALITIES – DATA AS OF 3<sup>RD</sup> JULY 2022

Table 4: States with reported COVID-19 fatalities daily over the last two weeks

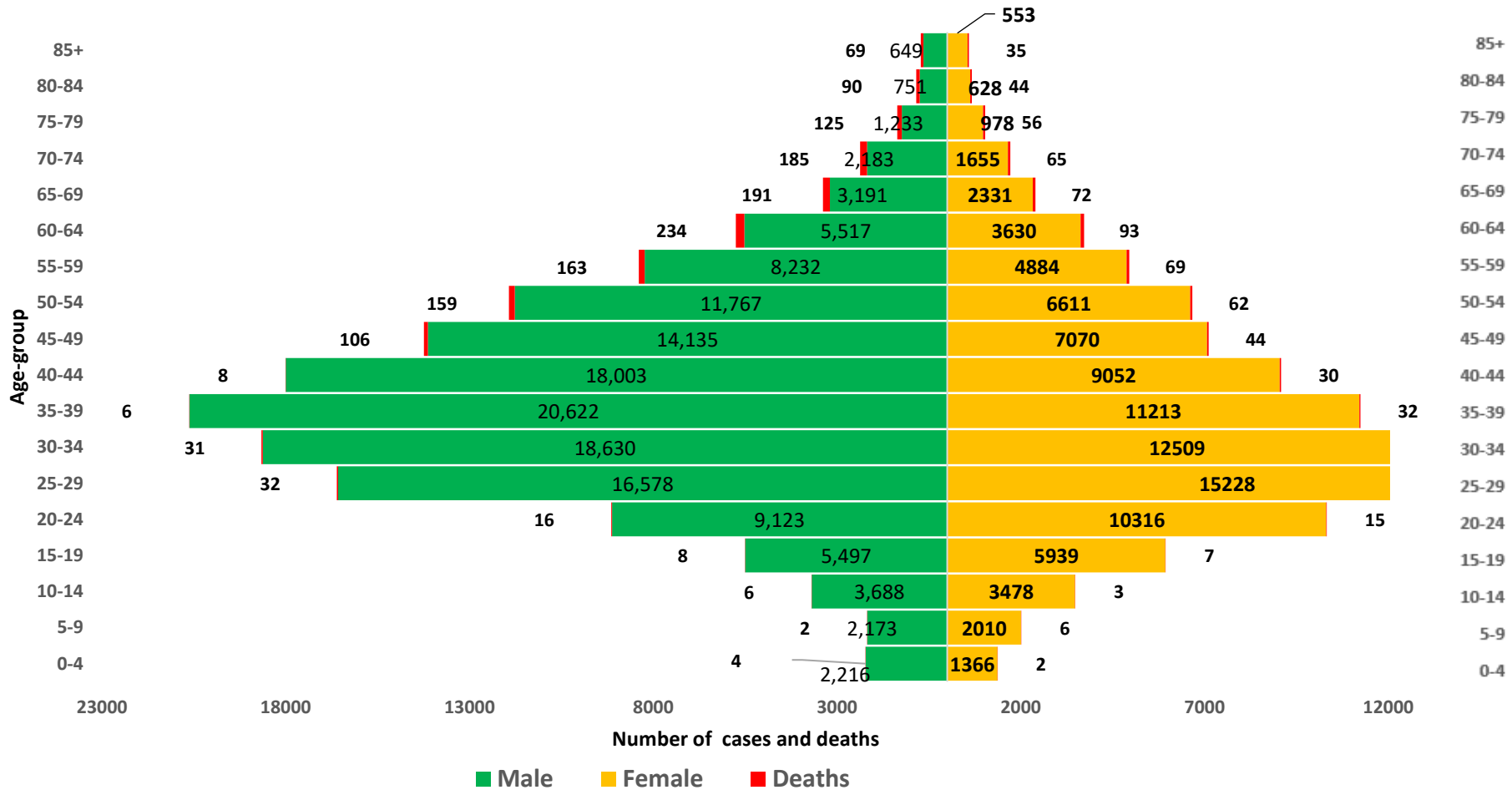
DEATHS	WEEK 25 - 26	20 <sup>th</sup> Jun	21 <sup>st</sup> Jun	22 <sup>nd</sup> Jun	23 <sup>rd</sup> Jun	24 <sup>th</sup> Jun	25 <sup>h</sup> Jun	26 <sup>th</sup> Jun	27 <sup>th</sup> Jun	28 <sup>th</sup> Jun	29 <sup>th</sup> Jun	30 <sup>th</sup> Jun	1 <sup>st</sup> Jul	2 <sup>nd</sup> Jul	3 <sup>rd</sup> Jul
	TOTAL	Monday	Tuesday	Wednesday	Thursday	Friday	Saturday	Sunday	Monday	Tuesday	Wednesday	Thursday	Friday	Saturday	Sunday
Abia	0	0	0	0	0	0	0	0	0	0	0	0	0	0	0
Adamawa	0	0	0	0	0	0	0	0	0	0	0	0	0	0	0
Akwa Ibom	0	0	0	0	0	0	0	0	0	0	0	0	0	0	0
Anambra	0	0	0	0	0	0	0	0	0	0	0	0	0	0	0
Bauchi	0	0	0	0	0	0	0	0	0	0	0	0	0	0	0
Bayelsa	0	0	0	0	0	0	0	0	0	0	0	0	0	0	0
Benue	0	0	0	0	0	0	0	0	0	0	0	0	0	0	0
Borno	0	0	0	0	0	0	0	0	0	0	0	0	0	0	0
Cross River	0	0	0	0	0	0	0	0	0	0	0	0	0	0	0
Delta	0	0	0	0	0	0	0	0	0	0	0	0	0	0	0
Ebonyi	0	0	0	0	0	0	0	0	0	0	0	0	0	0	0
Edo	0	0	0	0	0	0	0	0	0	0	0	0	0	0	0
Ekiti	0	0	0	0	0	0	0	0	0	0	0	0	0	0	0
Enugu	0	0	0	0	0	0	0	0	0	0	0	0	0	0	0
FCT	0	0	0	0	0	0	0	0	0	0	0	0	0	0	0
Gombe	0	0	0	0	0	0	0	0	0	0	0	0	0	0	0
Imo	0	0	0	0	0	0	0	0	0	0	0	0	0	0	0
Jigawa	0	0	0	0	0	0	0	0	0	0	0	0	0	0	0
Kaduna	0	0	0	0	0	0	0	0	0	0	0	0	0	0	0
Kano	0	0	0	0	0	0	0	0	0	0	0	0	0	0	0
Katsina	0	0	0	0	0	0	0	0	0	0	0	0	0	0	0
Kebbi	0	0	0	0	0	0	0	0	0	0	0	0	0	0	0
Kogi	0	0	0	0	0	0	0	0	0	0	0	0	0	0	0

DEATHS	WEEK 25 - 26	20 <sup>th</sup> Jun	21 <sup>st</sup> Jun	22 <sup>nd</sup> Jun	23 <sup>rd</sup> Jun	24 <sup>th</sup> Jun	25 <sup>h</sup> Jun	26 <sup>th</sup> Jun	27 <sup>th</sup> Jun	28 <sup>th</sup> Jun	29 <sup>th</sup> Jun	30 <sup>th</sup> Jun	1 <sup>st</sup> Jul	2 <sup>nd</sup> Jul	3 <sup>rd</sup> Jul
	TOTAL	Monday	Tuesday	Wednesday	Thursday	Friday	Saturday	Sunday	Monday	Tuesday	Wednesday	Thursday	Friday	Saturday	Sunday
Kwara	0	0	0	0	0	0	0	0	0	0	0	0	0	0	0
Lagos	0	0	0	0	0	0	0	0	0	0	0	0	0	0	0
Nasarawa	0	0	0	0	0	0	0	0	0	0	0	0	0	0	0
Niger	0	0	0	0	0	0	0	0	0	0	0	0	0	0	0
Ogun	0	0	0	0	0	0	0	0	0	0	0	0	0	0	0
Ondo	0	0	0	0	0	0	0	0	0	0	0	0	0	0	0
Osun	0	0	0	0	0	0	0	0	0	0	0	0	0	0	0
Oyo	0	0	0	0	0	0	0	0	0	0	0	0	0	0	0
Plateau	0	0	0	0	0	0	0	0	0	0	0	0	0	0	0
Rivers	0	0	0	0	0	0	0	0	0	0	0	0	0	0	0
Sokoto	0	0	0	0	0	0	0	0	0	0	0	0	0	0	0
Taraba	0	0	0	0	0	0	0	0	0	0	0	0	0	0	0
Yobe	0	0	0	0	0	0	0	0	0	0	0	0	0	0	0
Zamfara	0	0	0	0	0	0	0	0	0	0	0	0	0	0	0
Total	0	0	0	0	0	0	0	0	0	0	0	0	0	0	0

The chart displays the number of confirmed COVID-19 cases over time. The Y-axis, labeled 'Number of Confirmed', ranges from 0 to 4500. The X-axis shows months from February 2020 to July 2022. The 'Alive' series (green) shows three distinct waves: a small wave in early 2020, a large wave peaking in January 2021 (reaching approximately 2300 cases), and a second large wave peaking in December 2021 (reaching approximately 4000 cases). The 'Dead' series (red) remains consistently near zero throughout the entire period.

**Figure 3: Daily epidemic curve of reported confirmed cases as of 3<sup>rd</sup> July 2022**

## AGE-GENDER BREAKDOWN



**Figure 4:** Age and gender distribution of cases and deaths (WK10, 2020 – WK26, 2022)

## IN FOCUS: Strengthening Risk Communication for One Health in Nigeria

The concept of One-Health (OH) has gained momentum in the past few years, especially since the onset of the COVID-19 pandemic. This is premised on the understanding that emerging and re-emerging zoonotic diseases can result in a pandemic, high human mortality rates, and cause significant economic and social damage as seen with the ongoing COVID-19 pandemic. Undoubtedly, the increased burden of zoonotic diseases stems from the complex integration of humans with animals in the environment against a backdrop of rapid urbanisation.

In 2019, the Nigeria Centre for Disease Control and Prevention (NCDC) in collaboration with the Federal Ministry of Health (FMOH), Federal Ministry of Agriculture and Rural Development (FMARD), Federal Ministry of Environment (FMOE), other relevant ministries, departments, and agencies as well as stakeholders launched a 5-year strategic and yearly implementation plans for OH in Nigeria. This strategic plan reflects the shared commitment to addressing human-animal ecosystem public health challenges toward building a nation of healthy people and healthy animals living in a balanced ecosystem. Importantly, it provides a framework for addressing gaps identified in the Joint External Evaluation (JEE) of the International Health Regulation (IHR) to which Nigeria is a signatory.

Goal 3 of the Nigeria One Health Strategic Plan (2019-2023) aims to ensure increased awareness of all stakeholders. In line with this, a OH Risk Communication (OHRC) Manual is being developed by the FMOH (through NCDC), FMARD, FMOE, media professionals, and other critical stakeholders with support from Breakthrough ACTION, Nigeria. This training manual when finalised is expected to strengthen the capacity of government spokespersons, public health officials, and media professionals/journalists in the application of best practices for risk communication and collaboration to raise awareness of risks and the prevention of zoonotic diseases.

Nigeria with critical support from partners is making significant strides in implementing OH particularly through institutionalisation of OH within the structures of government. We encourage continued political and financial commitment at all levels of government for the prevention and control of zoonotic diseases in Nigeria. To learn more about One Health in Nigeria, register [here](#) for the Nigeria OH Awareness Conference that is holding virtually on 13th July 2022 with the theme: A call to action towards building a One-Health community-based network.

## RESPONSE

On 28<sup>th</sup> February 2020, a multi-sectoral Emergency Operations Centre EOC was activated at Level 3 which is the highest emergency level in Nigeria. This is led by the NCDC in close coordination with the State Public Health Emergency Operations Centres and through the deployment of **62** Rapid Response Teams to states. The EOC presently operates at response level 2 and current response activities include:

- **Gradual integration of COVID-19 response activities into routine public health interventions such as surveillance, risk communication, testing etc.**
- **Ongoing planning to roll-out surge testing across all 36 states and Federal Capital Territory**

- **Completed data collection and analysis for the ongoing study on “Burden of COVID-19 among health care workers (BCHW) assessing vaccine coverage and effectiveness, infection, risk factors, working experiences and one-health implications: a mixed methodology, multisite international study” and “COVID-19 vaccine effectiveness study in collaboration with National Primary Health Care Development Agency (NPHCDA) and the World Health Organisation”.**
- \* **Results will be made available in the subsequent reports.**
- **Reached out to non-reporting states to ensure increased testing**
- **Meeting with WHO on IPC supported activities and development of timeline for implementation**
- **Reviewed IPC workplan in health facilities in Kebbi State**
- **Ongoing surge testing at the borders in Akwa Ibom, Kebbi and Sokoto States**
- **Ongoing addition of laboratories to the network (optimization/activation) on a case-by-case basis**
- **Developed and disseminated health advisory on COVID-19 to the public**
- **Continued training of states on demand creation for RDT testing**
- **Conducted scale-up of COVID-19 tests in CDC supported states of Abia, Benue, Delta, Enugu, Ekiti, FCT, Gombe, Imo, Kaduna, Katsina, Kogi, Lagos, Nasarawa, Ogun, Ondo, Osun, Oyo, and Plateau**
- **Continued engagement with states to ensure regular reporting and response continuity**
- **Continued roll out of antigen based rapid diagnostic test kits in collaboration with partners**
- **Continued tracking and collation of data from states for strategic coordination**
- **Conducted oxygen assessment and advocacy visit to National Agency for Food Drug Administration and Control, Standard Organization of Nigeria, and Air Liquide in Lagos**
- **Port Health Services (PHS) worked with the National Hajj Commission of Nigeria (NAHCON) to ensure intending pilgrims meet the health protocol requirements to travel out of the country**
- **Ongoing active case finding and contact tracing in 15 states**
- **Continued follow up with states for daily reporting, contact tracing and key challenges**
- **Ongoing enhanced surveillance at points of entry**
- **Ongoing routine monitoring and supervision of patient care activities in health facilities**
- **Ongoing integration of COVID-19 packages into other disease specific trainings and community sensitization**
- **Ongoing monitoring and supervision of healthcare activities across health facilities**
- **Ongoing collaboration with Institute of Chartered Accountants of Nigeria and College of Medicine University of Lagos in the delivery of the IPC intermediate course for healthcare workers across the country**
- **Ongoing COVID-19 laboratory audit across the laboratory network in the country**
- **Ongoing sequencing of positive samples among travellers to Nigeria and positive cases detected in-country, at the National Reference Laboratory, Gaduwa**
- **Ensured improved accountability for RDT-Kits distribution to states**
- **Ongoing stepdown zonal Supply Chain Management of commodities training in the North-central geopolitical zone**
- **Distributed RDT Kit to National Youths Service Corps (NYSC) Batch B Stream I & II and National Assembly clinic**



- Ongoing quarterly commodity monitoring and stock verification exercise to reconcile data across states, check available stock balance and utilisation records
- Ongoing prepositioning of PPE and commodities at the sub-national level for labs, treatment centres, sample collection centres and other relevant facilities as preparedness for surge in cases
- Ongoing stepdown training for subnational stakeholders in 12 states on infodemic management
- Ongoing media monitoring and social listening for COVID-19 updates and misinformation
- Continued offsite support to state health promotion officers
- Continued support to NPHCDA in the COVID-19 vaccination campaign
- Ongoing media appearances on radio and television

## PREPAREDNESS

Since the confirmation of the first case on 27<sup>th</sup> February 2020, the NCDC has released advisories, guidelines, and statements to help Nigerians and affected groups to respond to the pandemic:

- To control spread of COVID-19 in Nigeria, NCDC has recently issued [“COVID-19 Public Health Advisory Amidst Increasing Case Numbers”](#)
- Presidential Steering Committee on COVID-19 updated the Implementation Guidelines for Easing COVID-19 Restrictions: [http://covid19.ncdc.gov.ng/media/files/F5\\_-\\_IMPLEMENTATION\\_GUIDELINES\\_Ako.pdf](http://covid19.ncdc.gov.ng/media/files/F5_-_IMPLEMENTATION_GUIDELINES_Ako.pdf)
- NCDC revised and updated the [Nigeria International Travel Portal \(NITP\)](#)
- Presidential Steering Committee on COVID-19 updated the international travel protocol: [http://covid19.ncdc.gov.ng/media/files/Revised\\_Travel\\_protocol\\_revised\\_2nd\\_April\\_2022.pdf](http://covid19.ncdc.gov.ng/media/files/Revised_Travel_protocol_revised_2nd_April_2022.pdf)
- Celebrate Responsibly Campaign: [NCDC Intensifies COVID-19 Awareness ahead of the Yuletide](#)
- NCDC issued a press release on the [detection of the first confirmed cases of omicron variant of SARS-CoV-2 in Nigeria](#)
- NCDC revised and updated the [Nigeria International Travel Portal \(NITP\)](#)
- Presidential Steering Committee on COVID-19 released a press statement on [Revised International Travel Protocol into Nigeria](#)
- NCDC published [COVID-19 safety guidelines for Conferences and Events in Nigeria](#)
- NCDC issued a press release on the [detection of the first confirmed case of delta variant of SARS-CoV-2 in Nigeria](#)
- Presidential Steering Committee on COVID-19 reviewed and published [Travel advisory for passengers arriving Nigeria from Brazil, India and Turkey to include South Africa](#)
- Presidential Steering Committee on COVID-19 published [Travel advisory for passengers arriving Nigeria from Brazil, India and Turkey](#)
- Presidential Steering Committee on COVID-19 published [Implementation guidelines for phased restriction of movement](#)
- NCDC published [One year of COVID-19 response in Nigeria](#)
- NCDC and NIMR publish [findings of COVID-19 household seroprevalence surveys in four states of Nigeria](#)
- NCDC published a [Statement on variants of SARS-CoV-2 in Nigeria](#)
- The Federal Ministry of Education (FME) and partners, PTF and NCDC have developed: [Guidance for integrated safe school re-opening 26<sup>th</sup> January 2021](#)

- COVID-19 Health Protection Regulation signed by President Muhammadu Buhari on 26<sup>th</sup> January 2021: [Coronavirus Disease \(COVID-19\) Health Protection Regulations 2021](#)
- NCDC published an updated [community case definitions for coronavirus disease 2019](#)
- The Federal Ministry of Health and NCDC published [COVID-19 Patient's handbook for home-based care in Nigeria](#)
- NCDC published an updated [case definitions for coronavirus disease](#)
- NCDC published [Guidance for the use of approved COVID-19 antigen-based rapid diagnostic tests in Nigeria](#)
- Update of [travel protocols](#) for all travellers into Nigeria from [UK and South Africa](#)
- NCDC recently launched the [Celebrate Responsibly](#) campaign in response to the increase in cases of coronavirus disease (COVID-19) and poor adherence to public health and social measures across the country: [Celebrate Responsibly and Save Lives – New Awareness Campaign for the Yuletide Season](#)
- Ahead of the Christmas and end of year festivity, NCDC published the [End-of-Year Travel Advisory on COVID-19](#)
- NCDC recently launched the [COVID-19 blog](#) for telling the stories of Nigeria's response to the COVID-19 pandemic.
- NCDC published guidelines on 2020 National Youth Service Corps (NYSC) Orientation Camp activities in conjunction with PTF and NYSC: [Guidelines on 2020 National Youth Service Corps \(NYSC\) Orientation Camp activities](#)
- NCDC published guidance on the use of antigen RDTs: [Guidance on the use of Antigen Rapid Diagnostic Kits for diagnosis of SARS-CoV-2 infection in Nigeria](#)
- NCDC published guidance on safe school re-opening: [Public Health guidance for Safe School re-opening in Nigeria](#)
- NCDC published second interim guidance – Infection Prevention and Control: [Recommendations during health care provision for suspected and confirmed cases of COVID-19](#)
- NCDC recently published the first edition of a quick reference guide on setting up sample collection centre - [A step by step guide on setting up a sample collection centre](#)
- NCDC has launched an online course on [Infection, Prevention and Control \(IPC\) for COVID-19](#) NCDC eLearning platform
- Ahead of forthcoming elections in the country, NCDC has issued [Guidelines for Conducting Elections During the COVID-19 Outbreak in Nigeria](#).
- To protect our elders, and those with pre-existing medical conditions, NCDC has issued an [Advisory for Vulnerable Groups](#).
- NCDC has released [guidelines on the re-opening of places for worship](#).
- NCDC has released [Strategies to Improve Surveillance for COVID-19 Guidance for States](#)
- The Nigeria Police Force has released COVID-19 operational guidelines for the [Police and other Law Enforcement Agencies](#) in Nigeria
- Guidelines have been issued for the [safe transportation of remains of persons suspected or confirmed to have died of COVID-19](#)
- Information on diagnostics of the COVID-19 virus can be found in our [detailed FAQ document](#).
- To increase our testing capacity, NCDC has issued guidelines for the [integration of private labs](#).
- Guidelines for [businesses and employers](#) have been updated.
- NCDC has updated its [case definition](#) , [community case definition](#) and [case management guide](#).
- NCDC releases periodic [public health advisories](#) to Nigerians on the COVID-19 disease.

- To adhere to post-lockdown measures, NCDC has released an [\*advisory on the use of face masks\*](#), as well as information on the [\*Use of Cloth face masks\*](#) and [\*how to make your cloth face masks\*](#).
- NCDC has released guidelines for the [\*management of pregnant women and nursing mothers\*](#) during the pandemic.
- To address burials of loved ones who die from COVID-19, guidelines have been issued to advise on the [\*safe burials\*](#)
- For health centres managing cases, the following documents have been released- a guideline for the [\*Rational Use of Personal Protective Equipment in the care of COVID-19 cases\*](#).
- As part of plans to increase the testing capacity of the country, the NCDC published a [\*National Strategy to Scale Up Access to Coronavirus Disease Testing in Nigeria\*](#) document.
- The Presidential Task Force has published policies and announcements on COVID-19 [\*available on the website of the Presidency\*](#) – including presidential addresses, task force updates and information on livelihood and economic support.

## INFORMATION RESOURCES

- Nigeria Centre for Disease Control: [www.covid19.ncdc.gov.ng](http://www.covid19.ncdc.gov.ng) | [www.ncdc.gov.ng](http://www.ncdc.gov.ng)
- Nigerian Presidency Website on COVID-19: [www.statehouse.gov.ng/COVID19](http://www.statehouse.gov.ng/COVID19)
- WHO Coronavirus Disease (COVID-19) Dashboard (**source for global updates**) <https://covid19.who.int/>