

# COVID-19 SITUATION REPORT

## SITUATION REPORT 78

Saturday, 16<sup>th</sup> May 2020



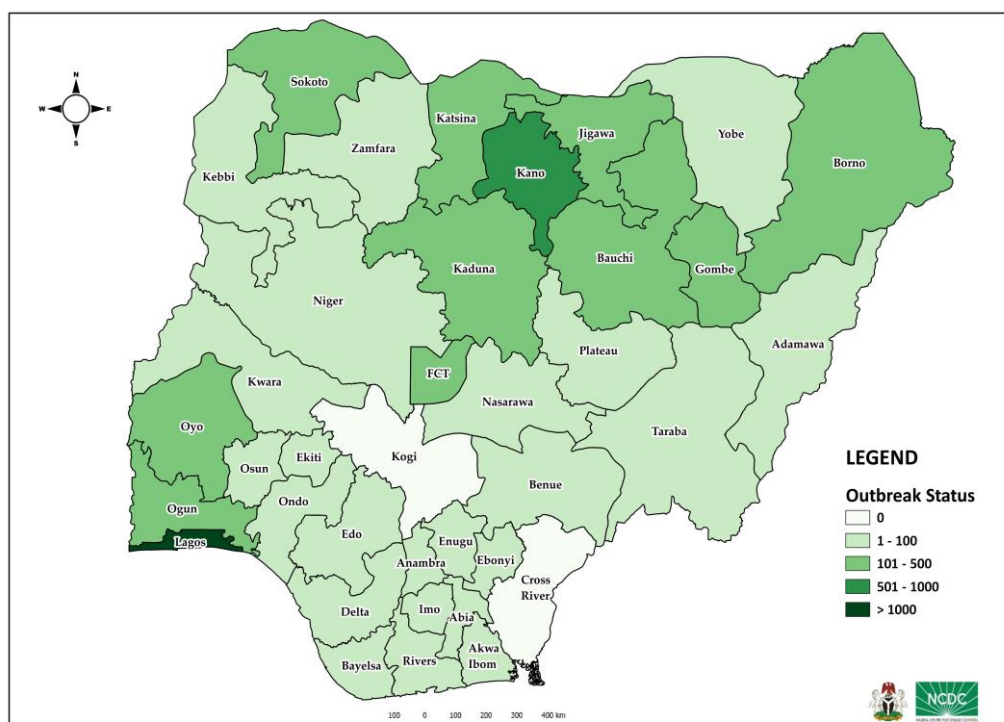
DATA AS REPORTED AND ACCURATE BY NCDC by Midnight 16<sup>th</sup> May 2020

### HIGHLIGHTS

- One hundred and seventy-six (**176**) confirmed cases were reported in the last 24 hours in **14** states – Lagos (95), Oyo (31), FCT (11), Borno (8), Niger (8), Jigawa (6), Kaduna (4), Anambra (3), Bauchi (2), Edo (2), Nasarawa (2), Rivers (2), Benue (1) and Zamfara (1).
- No new state recorded a confirmed COVID-19 case in the last 24 hours. The total number of states including FCT that have reported at least one confirmed case in Nigeria is still **35** (34 states + FCT).
- One hundred and fifty-two (**152**) cases were discharged in the last 24 hours in fourteen (**14**) states – Jigawa (55), Bauchi (28), FCT (20), Rivers (11), Edo (8), Ogun (8), Kebbi (6), Zamfara (5), Kano (3), Bayelsa (2), Borno (2), Kaduna (2), Ondo (1) and Osun (1).
- Five (**5**) deaths were recorded in the last 24 hours in three (**3**) states – Borno (2), Kano (2) and Niger (1).

### STATE OF THE NATION

Figure 1: Map of Nigeria showing 34 states and FCT affected by COVID-19



### SITUATION UPDATES

Total (New in the last 24 hours)

SAMPLES TESTED

**33970 (1028)**

CONFIRMED CASES

**5621 (176)**

AFFECTED STATES INCLUDING FCT

**35 (0)**

DISCHARGED CASES

**1472 (152)**

CONFIRMED FATALITIES

**176 (5) – 3% CFR**

DEMOGRAPHICS

MALE – 3897 (69%)

FEMALE – 1724 (31%)

MOST AFFECTED AGE GROUP

31 - 40 (25%)

TOTAL NUMBER OF PEOPLE OF INTEREST

**9560 (Total)**

**9,406 (98.4% - Exceeded Follow Up)**

PROVENANCE

TRAVEL HISTORY – **210 (4%)**

CONTACTS – **1408 (25%)**

NO EPIDEMIOLOGIC LINK – **3590 (64%)**

INCOMPLETE – **413 (7%)**

GLOBAL UPDATES

TOTAL NUMBER OF CASES

**4, 425, 485 (302, 059 deaths)**

COUNTRIES & TERRITORIES

AFFECTED\*

**213**

\*Excluding the 2 International Convoys

## GENERAL FACT SHEET – DATA AS AT MAY 16<sup>th</sup> 2020

Table 1: States with reported laboratory-confirmed COVID-19 cases, recoveries, deaths and days since last reported case

| STATES       | CONFIRMED CASES |            | DISCHARGED CASES |            | DEATHS     |          | TOTAL ACTIVE CASES | DAYS SINCE LAST REPORTED CASE |
|--------------|-----------------|------------|------------------|------------|------------|----------|--------------------|-------------------------------|
|              | CUMULATIVE      | NEW        | CUMULATIVE       | NEW        | CUMULATIVE | NEW      |                    |                               |
| Lagos        | 2373            | 95         | 541              | 0          | 36         | 0        | 1796               | 0                             |
| Kano         | 761             | 0          | 93               | 3          | 35         | 2        | 633                | 1                             |
| FCT          | 397             | 11         | 108              | 20         | 7          | 0        | 282                | 0                             |
| Katsina      | 239             | 0          | 29               | 0          | 12         | 0        | 198                | 1                             |
| Bauchi       | 212             | 2          | 69               | 28         | 3          | 0        | 140                | 0                             |
| Borno        | 212             | 8          | 46               | 2          | 22         | 2        | 144                | 0                             |
| Jigawa       | 197             | 6          | 59               | 55         | 3          | 0        | 135                | 0                             |
| Ogun         | 145             | 0          | 67               | 8          | 5          | 0        | 73                 | 1                             |
| Kaduna       | 138             | 4          | 55               | 2          | 3          | 0        | 80                 | 0                             |
| Gombe        | 124             | 0          | 90               | 0          | 2          | 0        | 32                 | 2                             |
| Sokoto       | 112             | 0          | 53               | 0          | 13         | 0        | 46                 | 3                             |
| Oyo          | 107             | 31         | 28               | 0          | 2          | 0        | 77                 | 0                             |
| Edo          | 95              | 2          | 35               | 8          | 5          | 0        | 55                 | 0                             |
| Zamfara      | 74              | 1          | 34               | 5          | 5          | 0        | 35                 | 0                             |
| Kwara        | 58              | 0          | 12               | 0          | 1          | 0        | 45                 | 1                             |
| Osun         | 42              | 0          | 31               | 1          | 4          | 0        | 7                  | 3                             |
| Rivers       | 35              | 2          | 21               | 11         | 3          | 0        | 11                 | 0                             |
| Yobe         | 32              | 0          | 3                | 0          | 1          | 0        | 28                 | 2                             |
| Kebbi        | 31              | 0          | 17               | 6          | 4          | 0        | 10                 | 3                             |
| Nasarawa     | 31              | 2          | 5                | 0          | 1          | 0        | 25                 | 0                             |
| Delta        | 25              | 0          | 9                | 0          | 4          | 0        | 12                 | 1                             |
| Niger        | 22              | 8          | 2                | 0          | 1          | 1        | 19                 | 0                             |
| Adamawa      | 21              | 0          | 11               | 0          | 0          | 0        | 10                 | 5                             |
| Plateau      | 21              | 0          | 4                | 0          | 0          | 0        | 17                 | 2                             |
| Ekiti        | 19              | 0          | 13               | 0          | 1          | 0        | 5                  | 1                             |
| Ondo         | 19              | 0          | 12               | 1          | 1          | 0        | 6                  | 2                             |
| Taraba       | 17              | 0          | 1                | 0          | 0          | 0        | 16                 | 6                             |
| Akwa Ibom    | 16              | 0          | 12               | 0          | 2          | 0        | 2                  | 9                             |
| Enugu        | 12              | 0          | 2                | 0          | 0          | 0        | 10                 | 3                             |
| Ebonyi       | 9               | 0          | 1                | 0          | 0          | 0        | 8                  | 3                             |
| Imo          | 7               | 0          | 2                | 0          | 0          | 0        | 5                  | 2                             |
| Bayelsa      | 6               | 0          | 5                | 2          | 0          | 0        | 1                  | 6                             |
| Anambra      | 5               | 3          | 1                | 0          | 0          | 0        | 4                  | 0                             |
| Benue        | 5               | 1          | 0                | 0          | 0          | 0        | 5                  | 0                             |
| Abia         | 2               | 0          | 1                | 0          | 0          | 0        | 1                  | 14                            |
| <b>TOTAL</b> | <b>5621</b>     | <b>176</b> | <b>1472</b>      | <b>152</b> | <b>176</b> | <b>5</b> | <b>3973</b>        |                               |

States including FCT are arranged in descending order by number of total confirmed cases

## SELECTED CHARTS

Figure 2: Daily Epidemic Curve of Confirmed Cases (WK9 – WK20)

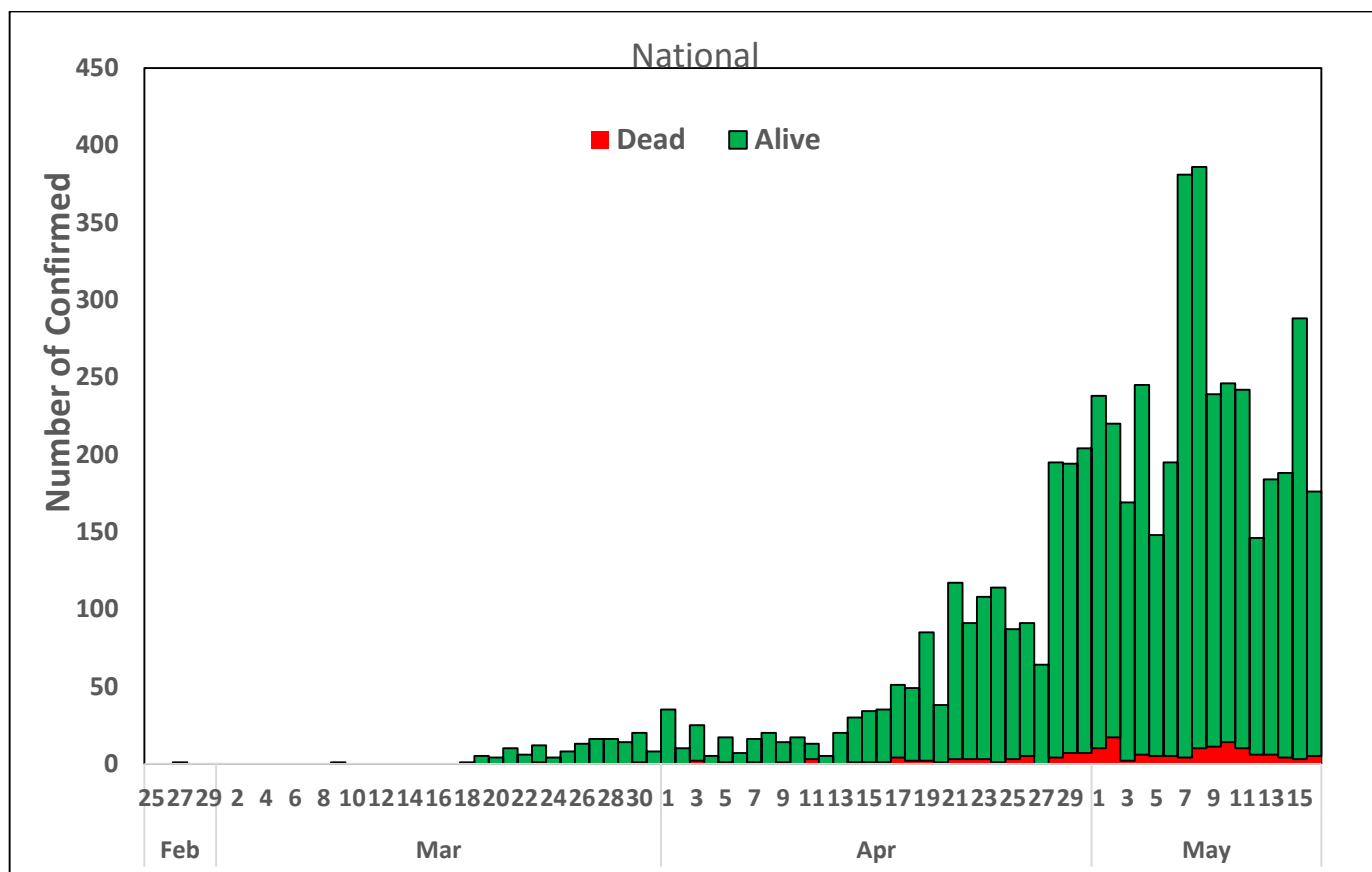
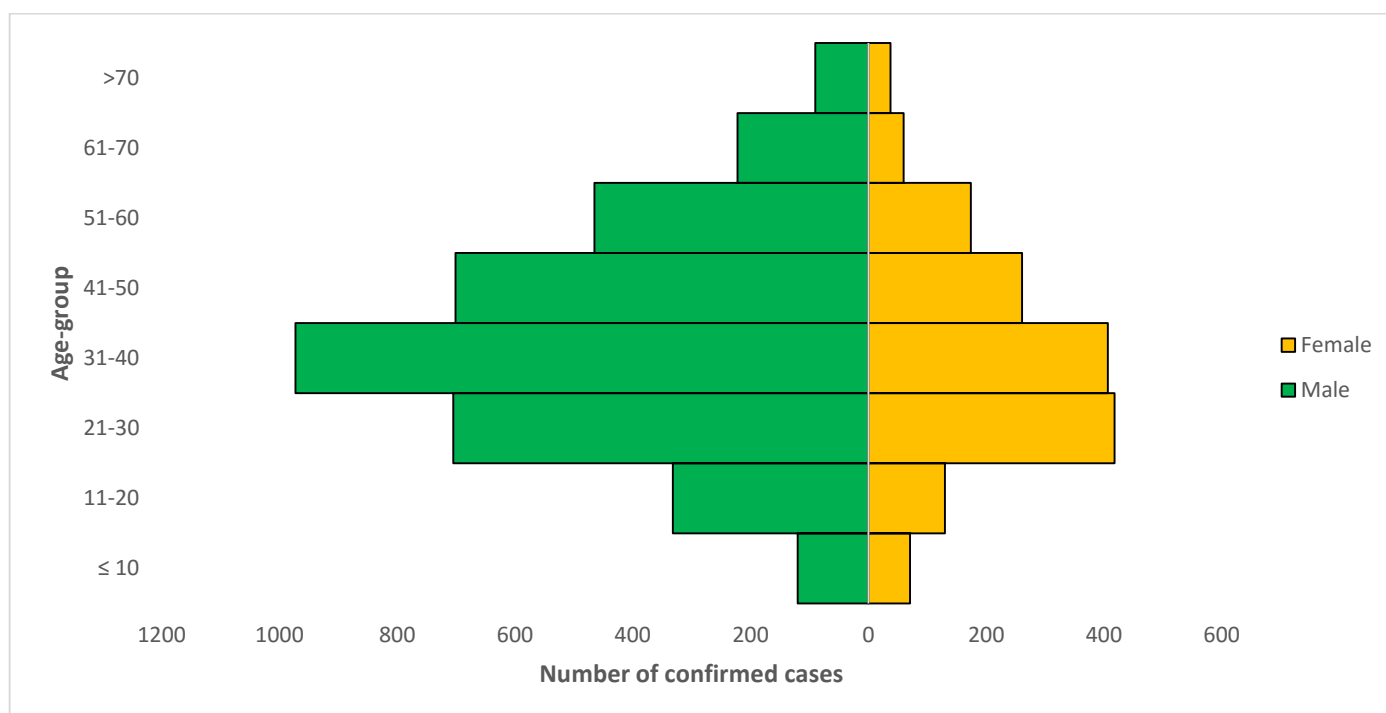


Figure 3: Age-Sex Distribution of Confirmed Cases (WK9 – WK20)



## PREPAREDNESS

Since the confirmation of the first case on 27<sup>th</sup> February 2020, the NCDC has released advisories and statements to help Nigerians and affected groups in particular respond to the pandemic

- Guidelines for [businesses and employers](#) have been updated
- NCDC has updated its [case definition](#) and [community case definition](#).
- Ahead of the Ramadan fasting period, an [Advisory for Ramadan](#) has been issued.
- NCDC releases periodic [public health advisories](#) to Nigerians on the COVID-19 disease.
- To adhere to post-lockdown measures, NCDC has released an [advisory on the use of face masks](#), as well as information on the [Use of Cloth face masks](#) and [how to make your cloth face masks](#).
- NCDC has released guidelines for the [management of pregnant women and nursing mothers](#) during the pandemic.
- To address burials of loved ones who die from COVID-19, guidelines have been issued to advise on the [management of dead bodies](#).
- NCDC has released a [Self-Isolation and Quarantine Guide](#) to help those who are exposed to COVID-19 confirmed cases or returnees to Nigeria.
- For health centres managing cases, the following documents have been released- a guideline for the [Rational Use of Personal Protective Equipment in the care of COVID-19 cases](#).
- As part of plans to increase the testing capacity of the country, the NCDC published a [National Strategy to Scale Up Access to Coronavirus Disease Testing in Nigeria](#) document.
- The Presidential Task Force has published policies and announcements on COVID-19 [available on the website of the Presidency](#) – including presidential addresses, task force updates and information on livelihood and economic support.

## RESPONSE

On 28<sup>th</sup> February 2020, a multi-sectoral Emergency Operations Centre (EOC) was activated at Level 3 – the highest emergency level in Nigeria –led by NCDC in close coordination with the State Public Health EOCs (PHEOC).

- **Develop sub-national risk-based decision making matrix for risk level assessments at states and LGAs**
- **Trained first aid workers for all religious groups in Gombe state**
- **Support provided for screening of Almajiris coming into Jigawa state**
- **Completed optimisation of Acunalysis lab in Anambra**
- **Collaborated with development partners to engage influential religious leaders in Akwa Ibom, Bauchi, Ebonyi, Kebbi, Nasarawa, Plateau, Sokoto and Zamfara states**
- Conducted high level technical meeting on the outputs of the National COVID-19 Response Mid-Action Review
- Commenced Infection Prevention and Control (IPC) training specifically for the Almajirai in Kano
- Supportive supervision provided across various mobile screening centres in Edo and Lagos states
- Activated database for tracking of Healthcare Workers (HCWs) infection throughout Nigeria
- All education materials can be found via [www.covid19.ncdc.gov.ng](http://www.covid19.ncdc.gov.ng)